





Test Report issued under the responsibility of:



TEST REPORT IEC 62471 Photobiological safety of lamps and lamp systems	
Report Reference No.	50039435 002
Date of issue	2016-10-31
Total number of pages	38
Testing Laboratory	TÜV Rheinland Japan Ltd., Yokohama Laboratory
Address	Global Technology Assessment Center (GTAC), 4-25-2 Kita-Yamata, Tsuzuki-ku, Yokohama 224-0021, Japan
Applicant's name	CITIZEN ELECTRONICS CO., LTD.
Address	1-23-1 Kamikurechi, Fujiyoshida-shi, Yamanashi 403-0001, Japan
Test specification:	
Standard.....	IEC 62471:2006 (First Edition)
Test procedure.....	CB scheme
Non-standard test method.....	N/A
Test Report Form No.	IEC62471A
TRF Originator	VDE Testing and Certification Institute
Master TRF	Dated 2009-05
Copyright © 2009 IEC System for Conformity Testing and Certification of Electrical Equipment (IECEE), Geneva, Switzerland. All rights reserved.	
This publication may be reproduced in whole or in part for non-commercial purposes as long as the IECEE is acknowledged as copy-right owner and source of the material. IECEE takes no responsibility for and will not assume liability for damages resulting from the reader's interpretation of the reproduced material due to its placement and context.	
If this Test Report Form is used by non-IECEE members, the IECEE/IEC logo and the reference to the CB Scheme procedure shall be removed.	
This report is not valid as a CB Test Report unless signed by an approved CB Testing Laboratory and appended to a CB Test Certificate issued by an NCB in accordance with IECEE 02.	

Test item description :	LED module
Trade Mark..... :	(none)
Manufacturer..... :	(same as Applicant)
Model/Type reference	<p>1) CLUttt-uuvvC4-wwxyzabcdef</p> <p>ttt = 028, 038, 048, 058; uu = 07, 09, 12, 13, 15, 17, 18, 36; vv = 01, 02, 03, 04, 05, 06, 08, 10, 12, 18, 25; ww = 20 – 65; x = 1 - 9 , A – Z; y = M, L, H; z = 1 – 9; a = A – Z; b = 1 – 9 c= “-”, 0 - 9 , A – Z or blank; d = 0 - 9 , A – Z or blank, e = 0 - 9 , A – Z or blank, f = 0 - 9 , A – Z or blank</p> <p>2) CLUttt-uuvvC1-wwxyzabcdef</p> <p>ttt = 038; uu = 12; vv = 05; ww = 20 – 65; x = 1 - 9 , A – Z; y = M, L, H; z = 1 – 9; a = A – Z; b = 1 – 9 c= “-”, 0 - 9 , A – Z or blank; d = 0 - 9 , A – Z or blank, e = 0 – 9 , A – Z or blank, f = 0 - 9 , A – Z or blank (refer to pages 8 - 9 for available models)</p>
Ratings..... :	$I_F = 230\text{mA/die}$ (refer to pages 8 - 9 for ratings)

Testing procedure and testing location:	
<input checked="" type="checkbox"/> Testing Laboratory:	TÜV Rheinland Japan Ltd., Yokohama Laboratory
Testing location/ address	Global Technology Assessment Center (GTAC), 4-25-2 Kita-Yamata, Tsuzuki-ku, Yokohama 224-0021, Japan
<input type="checkbox"/> Associated CB Laboratory:	
Testing location/ address	
Tested by (name + signature)..... :	T. Muraya 
Approved by (+ signature)..... :	K. Horiuchi 
<input type="checkbox"/> Testing procedure: TMP	
Tested by (name + signature)..... :	
Approved by (+ signature)..... :	
Testing location/ address	
<input type="checkbox"/> Testing procedure: WMT	
Tested by (name + signature)..... :	
Witnessed by (+ signature)..... :	
Approved by (+ signature)..... :	
Testing location/ address	
<input type="checkbox"/> Testing procedure: SMT	
Tested by (name + signature)..... :	
Approved by (+ signature)..... :	
Supervised by (+ signature)..... :	
Testing location/ address	
<input type="checkbox"/> Testing procedure: RMT	
Tested by (name + signature)..... :	
Approved by (+ signature)..... :	
Supervised by (+ signature)..... :	
Testing location/ address	

<p>List of Attachments:</p> <ul style="list-style-type: none"> - Photo Documentation (total 2 pages) - Attachment 1 (included in this report): EU Group Differences - Attachment 2 (included in this report): Furthermore remarks - Attachment 3 (included in this report): IEC/TR 62778 test report

<p>Summary of testing:</p> <p>To confirm the continued compliance with the standard, additional tests conducted on model CLU048-1818C4-203M2K1 to represent the other similar models. (see General product information)</p>

<p>Tests performed:</p> <p>Source profile, irradiance measurement and radiance measurement were performed for Non-GLS conditions. (at the 200mm distance to the apparent source)</p>	<p>Testing location:</p> <p>(see “testing procedure and testing location“ on page 3)</p>
-------------------------------------------------------------------------------------------------------------------------------------------------------------------------------------------------	-------------------------------------------------------------------------------------------------

<p>Summary of compliance with National Differences:</p> <p>EU Group Differences based on EU Directive 2006/25/EC.</p>

<p>Copy of marking plate:</p> <p>(none)</p>

Test item particulars	
Tested lamp	<input checked="" type="checkbox"/> continuous wave lamps <input type="checkbox"/> pulsed lamps
Tested lamp system	LED
Lamp classification group	<input type="checkbox"/> exempt <input type="checkbox"/> risk 1 <input checked="" type="checkbox"/> risk 2 <input type="checkbox"/> risk 3
Lamp cap	N/A
Bulb	N/A
Rated of the lamp	N/A
Furthermore marking on the lamp	N/A
Seasoning of lamps according IEC standard	N/A
Used measurement instrument	Bentham IDR300-PSL
Temperature by measurement	22-23 °C (Tested in this report) 23-24 °C (TUV CB test report No.50031066 001)
Information for safety use	N/A
Possible test case verdicts:	
– test case does not apply to the test object	N/A
– test object does meet the requirement	P (Pass)
– test object does not meet the requirement	F (Fail)
Testing:	
Date of receipt of test item	2016-10-20 (Tested in this report) 2015-05-29 (TUV CB test report No.50031066 001)
Date (s) of performance of tests	2016-10-21 (Tested in this report) 2015-06-17, 2015-06-18, 2015-07-06 (TUV CB test report No.50031066 001)
General remarks:	
<p>The test results presented in this report relate only to the object tested. This report shall not be reproduced, except in full, without the written approval of the Issuing testing laboratory. "(see Enclosure #)" refers to additional information appended to the report. "(see appended table)" refers to a table appended to the report.</p> <p>Throughout this report a <input type="checkbox"/> comma / <input checked="" type="checkbox"/> point is used as the decimal separator.</p>	
Manufacturer's Declaration per sub-clause 4.2.5 of IEC62471A:	
The application for obtaining a CB Test Certificate includes more than one factory location and a declaration from the Manufacturer stating that the sample(s) submitted for evaluation is (are) representative of the products from each factory has been provided	<input checked="" type="checkbox"/> Yes <input type="checkbox"/> Not applicable
When differences exist; they shall be identified in the General product information section.	

Name and address of factory (ies).....:	<p>1. CITIZEN ELECTRONICS FUNEHIKI CO., LTD. 6-2, Kouyoudai, Funehiki-cho, Tamura-shi, Fukushima 963-4318, Japan</p> <p>2. CITIZEN ELECTRONICS TIMEL CO., LTD. 539-21, Koasumi, Fujiyoshida-shi, Yamanashi 403-0002, Japan</p> <p>3. JIANG XING ELECTRONICS LTD. Building B, 399 Jinxing Road, Jianghai District, Jiangmen, Guangdong 529000, P.R. China</p>
Remark:	
Manufacturer: (not changed)	
Factory(ies): (not changed)	
History of amendments and modifications: Ref. No. 50039541 001, dated 2016-05-13 (original test report)	
General product information: Description of change(s): (Modification) <ol style="list-style-type: none"> 1. Change of model number From: CLUttt-uuvvC4-wwxyzab To: CLUttt-uuvvC4-wwxyzabcdef Additional suffixes “c”, “d”, “e” and “f” denote internal differences not affect to safety. 2. Addition of models <ol style="list-style-type: none"> 2-1. Addition of Correlated color temperature (CCT) between 2000 K and 2700 K for all models. Suffix “ww” which shows CCT range was changed from 27 – 65 to 20 – 65. To confirm the compliance for the lowest CCT, additional tests were conducted. 2-2. Addition of models, CLU038-1205C1-wwxyzabcdef (ref No.2) – 1 to 3) The additional models are identical to CLU036-1205C1-wwxyzab which was tested in TUV CB test report No. 50031066 001. Test data with the representative models CLU046-1818C1-653Mzab and CLU056-3618C1-653Mzab as the worst case are used for that of additional models. 2-3. Addition of die array for CLUttt-uuvvC4-wwxyzabcdef Models for ref No. 1) – 45 to 56 are added. Since the performance of additional models are within the worst case tested in the original report, no additional tests were conducted. 3. Modification of the assessment according to IEC/TR 62778 The assessment was modified with official TRF. For details, see Attachment 3. 	

Differences between the models:

- Type nomenclature:

1) CLUttt-uuvvC4-wwxyzabcdef

ttt = 028, 038, 048, 058 (Part Code)

uu = 07, 09, 12, 13, 15, 17, 18, 36 (Dies in series)

vv = 01, 02, 03, 04, 05, 06, 08, 10, 12, 18, 25 (Dies in parallel)

ww = 20 – 65 (Correlated color temperature; 2000 K – 6500 K)

x = 1 - 9 , A - Z (Internal code)

y = M, L, H (CRI)

z = 1 - 9 (CRI)

a = A - Z (Internal code)

b = 1 - 9 (Internal code)

c = “-”, 0 - 9 , A – Z or blank (Internal code)

d = 0 - 9 , A – Z or blank (Internal code)

e = 0 - 9 , A – Z or blank (Internal code)

f = 0 - 9 , A – Z or blank (Internal code)

2) CLUttt-uuvvC1-wwxyzabcdef

ttt = 038 (Part Code)

uu = 12 (Dies in series)

vv = 05 (Dies in parallel)

ww = 20 – 65 (Correlated color temperature; 2000 K – 6500 K)

x = 1 - 9 , A - Z (Internal code)

y = M, L, H (CRI)

z = 1 - 9 (CRI)

a = A - Z (Internal code)

b = 1 - 9 (Internal code)

c = “-”, 0 - 9 , A – Z or blank (Internal code)

d = 0 - 9 , A – Z or blank (Internal code)

e = 0 - 9 , A – Z or blank (Internal code)

f = 0 - 9 , A – Z or blank (Internal code)

(see below for available models)

<Model list (changes are marked in bold letter)>

1) CLUttt-uuvvC4-wwxyzabcdef

No.	Series	Product code	Ra min.	Forward current	Forward voltage	Input Power	Luminous flux *)
				(mA)	(V)	(W)	(lm)
1	CLU028	CLU028-0701C4-wwxMzab cd ef	80	230	22.5	5.2	632
2		CLU028-0901C4-wwxMzab cd ef	80	230	30	6.9	812
3		CLU028-1201C4-wwxLzab cd ef	70	230	39.6	9.1	1105
4		CLU028-1201C4-wwxMzab cd ef	80				
5		CLU028-1201C4-wwxHzab cd ef	90				
6		CLU028-1301C4-wwxLzab cd ef	70	230	42.9	9.9	1105
7		CLU028-1301C4-wwxMzab cd ef	80				
8		CLU028-1301C4-wwxHzab cd ef	90				
9		CLU028-1202C4-wwxLzab cd ef	70	460	39.6	18.2	2219
10		CLU028-1202C4-wwxMzab cd ef	80				
11		CLU028-1202C4-wwxHzab cd ef	90				
12		CLU028-1203C4-wwxLzab cd ef	70	690	39.6	27.3	3238
13		CLU028-1203C4-wwxMzab cd ef	80				
14		CLU028-1203C4-wwxHzab cd ef	90				
15		CLU028-1204C4-wwxLzab cd ef	70	920	39.6	36.4	4239
16		CLU028-1204C4-wwxMzab cd ef	80				
17		CLU028-1204C4-wwxHzab cd ef	90				
18	CLU038	CLU038-1205C4-wwxLzab cd ef	70	1150	39.6	45.5	5531
19		CLU038-1205C4-wwxMzab cd ef	80				
20		CLU038-1205C4-wwxHzab cd ef	90				
21		CLU038-1206C4-wwxLzab cd ef	70	1380	39.6	54.6	6568
22		CLU038-1206C4-wwxMzab cd ef	80				
23		CLU038-1206C4-wwxHzab cd ef	90				
24		CLU038-1208C4-wwxLzab cd ef	70	1840	39.6	72.9	8588
25		CLU038-1208C4-wwxMzab cd ef	80				
26		CLU038-1208C4-wwxHzab cd ef	90				
27		CLU038-1210C4-wwxLzab cd ef	70	2300	39.6	91.1	10442
28	CLU038-1210C4-wwxMzab cd ef	80					
29	CLU038-1210C4-wwxHzab cd ef	90					
30	CLU048	CLU048-1212C4-wwxLzab cd ef	70	2760	39.6	109.3	13320
31		CLU048-1212C4-wwxMzab cd ef	80				
32		CLU048-1212C4-wwxHzab cd ef	90				
33		CLU048-1812C4-wwxLzab cd ef	70	2760	59.6	164.5	19494
34		CLU048-1812C4-wwxMzab cd ef	80				
35		CLU048-1812C4-wwxHzab cd ef	90				
36		CLU048-1818C4-wwxLzab cd ef	70	4140	59.6	246.7	28458
37		CLU048-1818C4-wwxMzab cd ef	80				
38	CLU048-1818C4-wwxHzab cd ef	90					
39	CLU058	CLU058-1825C4-wwxLzab cd ef	70	5750	59.6	342.7	41670
40		CLU058-1825C4-wwxMzab cd ef	80				
41		CLU058-1825C4-wwxHzab cd ef	90				
42		CLU058-3618C4-wwxLzab cd ef	70	4140	115.9	479.8	57539
43		CLU058-3618C4-wwxMzab cd ef	80				
44		CLU058-3618C4-wwxHzab cd ef	90				

No.	Series	Product code	Ra min.	Forward current	Forward voltage	Input Power	Luminous flux *)
				(mA)	(V)	(W)	(lm)
45	CLU048	CLU048-1318C4-wwxLzabcdef	70	4140	43	178.0	22529
46		CLU048-1318C4-wwxMzabcdef	80				
47		CLU048-1318C4-wwxHzabcdef	90				
48		CLU048-1312C4-wwxLzabcdef	70	2760	43	118.7	15156
49		CLU048-1312C4-wwxMzabcdef	80				
50		CLU048-1312C4-wwxHzabcdef	90				
51		CLU048-1512C4-wwxLzabcdef	70	2760	49.3	136.1	14137
52		CLU048-1512C4-wwxMzabcdef	80				
53		CLU048-1512C4-wwxHzabcdef	90				
54		CLU028	CLU028-1701C4-wwxLzabcdef	70	230	55.9	12.9
55	CLU028-1701C4-wwxMzabcdef		80				
56	CLU028-1701C4-wwxHzabcdef		90				

*) Rated value at highest CCT and Ra = 80min in each type

2) CLUttt-uuvvC1-wwxyzabcdef

No	Series	Product code	Ra min.	Forward current	Forward voltage	Input Power	Luminous flux *)
				(mA)	(V)	(W)	(lm)
1	CLU038	CLU038-1205C1-wwxLzabcdef	70	1150	39.6	45.5	5718
2		CLU038-1205C1-wwxMzabcdef	80				
3		CLU038-1205C1-wwxHzabcdef	90				

*) Rated value at highest CCT and Ra = 80min in each type

IEC 62471			
Clause	Requirement + Test	Result - Remark	Verdict
4	EXPOSURE LIMITS		P
4.1	General		P
	The exposure limits in this standard is not less than 0,01 ms and not more than any 8-hour period and should be used as guides in the control of exposure		P
	Detailed spectral data of a light source are generally required only if the luminance of the source exceeds 10^4 cd m^{-2}	(see clause 4.3)	P
4.3	Hazard exposure limits		P
4.3.1	Actinic UV hazard exposure limit for the skin and eye	Considered.	P
	The exposure limit for effective radiant exposure is 30 J m^{-2} within any 8-hour period		P
	To protect against injury of the eye or skin from ultraviolet radiation exposure produced by a broad-band source, the effective integrated spectral irradiance, E_s , of the light source shall not exceed the levels defined by:		P
	$E_s \cdot t = \sum_{200}^{400} \sum_t E_\lambda(\lambda, t) \cdot S_{UV}(\lambda) \cdot \Delta t \cdot \Delta \lambda \leq 30 \quad \text{J m}^{-2}$		P
	The permissible time for exposure to ultraviolet radiation incident upon the unprotected eye or skin shall be computed by:		P
	$t_{\max} = \frac{30}{E_s} \quad \text{s}$		P
4.3.2	Near-UV hazard exposure limit for eye	Considered.	P
	For the spectral region 315 nm to 400 nm (UV-A) the total radiant exposure to the eye shall not exceed 10000 J m^{-2} for exposure times less than 1000 s. For exposure times greater than 1000 s (approximately 16 minutes) the UV-A irradiance for the unprotected eye, E_{UVA} , shall not exceed 10 W m^{-2} .		P
	The permissible time for exposure to ultraviolet radiation incident upon the unprotected eye for time less than 1000 s, shall be computed by:		P
	$t_{\max} \leq \frac{10\,000}{E_{UVA}} \quad \text{s}$		P
4.3.3	Retinal blue light hazard exposure limit	Considered.	P

IEC 62471			
Clause	Requirement + Test	Result - Remark	Verdict
	To protect against retinal photochemical injury from chronic blue-light exposure, the integrated spectral radiance of the light source weighted against the blue-light hazard function, $B(\lambda)$, i.e., the blue-light weighted radiance, L_B , shall not exceed the levels defined by:		P
	$L_B \cdot t = \sum_{300}^{700} \sum_t L_\lambda(\lambda, t) \cdot B(\lambda) \cdot \Delta\lambda \leq 10^6 \quad \text{J} \cdot \text{m}^{-2} \cdot \text{sr}^{-1}$	for $t \leq 10^4$ s $t_{\max} = \frac{10^6}{L_B}$	P
	$L_B = \sum_{300}^{700} L_\lambda \cdot B(\lambda) \cdot \Delta\lambda \leq 100 \quad \text{W} \cdot \text{m}^{-2} \cdot \text{sr}^{-1}$	for $t > 10^4$ s	P
4.3.4	Retinal blue light hazard exposure limit - small source		N/A
	Thus the spectral irradiance at the eye E_λ , weighted against the blue-light hazard function $B(\lambda)$ shall not exceed the levels defined by:	(see appended table 4.2)	N/A
	$E_B \cdot t = \sum_{300}^{700} \sum_t E_\lambda(\lambda, t) \cdot B(\lambda) \cdot \Delta\lambda \leq 100 \quad \text{J} \cdot \text{m}^{-2}$	for $t \leq 100$ s	N/A
	$E_B = \sum_{300}^{700} E_\lambda \cdot B(\lambda) \cdot \Delta\lambda \leq 1 \quad \text{W} \cdot \text{m}^{-2}$	for $t > 100$ s	N/A
4.3.5	Retinal thermal hazard exposure limit		P
	To protect against retinal thermal injury, the integrated spectral radiance of the light source, L_λ , weighted by the burn hazard weighting function $R(\lambda)$ (from Figure 4.2 and Table 4.2), i.e., the burn hazard weighted radiance, shall not exceed the levels defined by:		P
	$L_R = \sum_{380}^{1400} L_\lambda \cdot R(\lambda) \cdot \Delta\lambda \leq \frac{50\,000}{\alpha \cdot t^{0,25}} \quad \text{W} \cdot \text{m}^{-2} \cdot \text{sr}^{-1}$	($10 \mu\text{s} \leq t \leq 10$ s)	P
4.3.6	Retinal thermal hazard exposure limit – weak visual stimulus		N/A
	For an infrared heat lamp or any near-infrared source where a weak visual stimulus is inadequate to activate the aversion response, the near infrared (780 nm to 1400 nm) radiance, L_{IR} , as viewed by the eye for exposure times greater than 10 s shall be limited to:		N/A
	$L_{IR} = \sum_{780}^{1400} L_\lambda \cdot R(\lambda) \cdot \Delta\lambda \leq \frac{6\,000}{\alpha} \quad \text{W} \cdot \text{m}^{-2} \cdot \text{sr}^{-1}$	$t > 10$ s	N/A
4.3.7	Infrared radiation hazard exposure limits for the eye	Considered.	P

IEC 62471			
Clause	Requirement + Test	Result - Remark	Verdict
	The avoid thermal injury of the cornea and possible delayed effects upon the lens of the eye (cataractogenesis), ocular exposure to infrared radiation, E_{IR} , over the wavelength range 780 nm to 3000 nm, for times less than 1000 s, shall not exceed:		P
	$E_{IR} = \sum_{780}^{3000} E_{\lambda} \cdot \Delta\lambda \leq 18\,000 \cdot t^{-0,75} \quad W \cdot m^{-2}$	$t \leq 1000 \text{ s}$	P
	For times greater than 1000 s the limit becomes:		P
	$E_{IR} = \sum_{780}^{3000} E_{\lambda} \cdot \Delta\lambda \leq 100 \quad W \cdot m^{-2}$	$t > 1000 \text{ s}$	P
4.3.8	Thermal hazard exposure limit for the skin	Considered.	P
	Visible and infrared radiant exposure (380 nm to 3000 nm) of the skin shall be limited to:		P
	$E_H \cdot t = \sum_{380}^{3000} \sum_t E_{\lambda}(\lambda, t) \cdot \Delta t \cdot \Delta\lambda \leq 20\,000 \cdot t^{0,25} \quad J \cdot m^{-2}$		P

5	MEASUREMENT OF LAMPS AND LAMP SYSTEMS		P
5.1	Measurement conditions		P
	Measurement conditions shall be reported as part of the evaluation against the exposure limits and the assignment of risk classification.	(see above)	P
5.1.1	Lamp ageing (seasoning)	LED Source.	N/A
	Seasoning of lamps shall be done as stated in the appropriate IEC lamp standard.		N/A
5.1.2	Test environment		P
	For specific test conditions, see the appropriate IEC lamp standard or in absence of such standards, the appropriate national standards or manufacturer's recommendations.	Standard laboratory (dark room) condition.	P
5.1.3	Extraneous radiation	Considered.	P
	Careful checks should be made to ensure that extraneous sources of radiation and reflections do not add significantly to the measurement results.		P
5.1.4	Lamp operation		N/A
	Operation of the test lamp shall be provided in accordance with:		N/A
	– the appropriate IEC lamp standard, or		N/A
	– the manufacturer's recommendation		N/A
5.1.5	Lamp system operation		P

IEC 62471			
Clause	Requirement + Test	Result - Remark	Verdict
	The power source for operation of the test lamp shall be provided in accordance with:		P
	– the appropriate IEC standard, or		N/A
	– the manufacturer' s recommendation		P
5.2	Measurement procedure		P
5.2.1	Irradiance measurements		P
	Minimum aperture diameter 7mm.		P
	Maximum aperture diameter 50 mm.		P
	The measurement shall be made in that position of the beam giving the maximum reading.	Considered.	P
	The measurement instrument is adequate calibrated.	Measurement system calibrated with standard lamps.	P
5.2.2	Radiance measurements		P
5.2.2.1	Standard method		P
	The measurements made with an optical system.		P
	The instrument shall be calibrated to read in absolute radiant power per unit receiving area and per unit solid angle to acceptance averaged over the field of view of the instrument.		P
5.2.2.2	Alternative method		P
	Alternatively to an imaging radiance set-up, an irradiance measurement set-up with a circular field stop placed at the source can be used to perform radiance measurements.	For 100mrad L_B measurement.	P
5.2.3	Measurement of source size		P
	The determination of α , the angle subtended by a source, requires the determination of the 50% emission points of the source.	CLU048-1818C4-203Mzabcdef 21.48 mm x 21.20 mm $\alpha = 100.0$ mrad (Tested in this test report) CLU046-1818C1-653Mzab 18.99 mm x 18.62 mm $\alpha = 94.0$ mrad CLU056-3618C1-653Mzab 20.67 mm x 20.48 mm $\alpha = 100.0$ mrad (from TUV CB test report No. 50031066 001)	P
5.2.4	Pulse width measurement for pulsed sources	Continuous Wave lamps.	N/A
	The determination of Δt , the nominal pulse duration of a source, requires the determination of the time during which the emission is > 50% of its peak value.		N/A

IEC 62471			
Clause	Requirement + Test	Result - Remark	Verdict
5.3	Analysis methods		P
5.3.1	Weighting curve interpolations		P
	To standardize interpolated values, use linear interpolation on the log of given values to obtain intermediate points at the wavelength intervals desired.	(see appended table 4.1)	P
5.3.2	Calculations		P
	The calculation of source hazard values shall be performed by weighting the spectral scan by the appropriate function and calculating the total weighted energy.		P
5.3.3	Measurement uncertainty		P
	The quality of all measurement results must be quantified by an analysis of the uncertainty.		P

6	LAMP CLASSIFICATION		P
	For the purposes of this standard it was decided that the values shall be reported as follows:	(see appended table 6.1)	P
	– for lamps intended for general lighting service, the hazard values shall be reported as either irradiance or radiance values at a distance which produces an illuminance of 500 lux, but not at a distance less than 200 mm	Non-GLS	N/A
	– for all other light sources, including pulsed lamp sources, the hazard values shall be reported at a distance of 200 mm		P
6.1	Continuous wave lamps		P
6.1.1	Exempt Group		N/A
	In the exempt group are lamps, which do not pose any photobiological hazard. The requirement is met by any lamp that does not pose:		N/A
	– an actinic ultraviolet hazard (E_S) within 8-hours exposure (30000 s), nor		N/A
	– a near-UV hazard (E_{UVA}) within 1000 s, (about 16 min), nor		N/A
	– a retinal blue-light hazard (L_B) within 10000 s (about 2,8 h), nor		N/A
	– a retinal thermal hazard (L_R) within 10 s, nor		N/A
	– an infrared radiation hazard for the eye (E_{IR}) within 1000 s		N/A
6.1.2	Risk Group 1 (Low-Risk)		N/A

IEC 62471			
Clause	Requirement + Test	Result - Remark	Verdict
	In this group are lamps, which exceeds the limits for the exempt group but that does not pose:		N/A
	– an actinic ultraviolet hazard (E_S) within 10000 s, nor		N/A
	– a near ultraviolet hazard (E_{UVA}) within 300 s, nor		N/A
	– a retinal blue-light hazard (L_B) within 100 s, nor		N/A
	– a retinal thermal hazard (L_R) within 10 s, nor		N/A
	– an infrared radiation hazard for the eye (E_{IR}) within 100 s		N/A
	Lamps that emit infrared radiation without a strong visual stimulus and do not pose a near-infrared retinal hazard (L_{IR}), within 100 s are in Risk Group 1.		N/A
6.1.3	Risk Group 2 (Moderate-Risk)		P
	This requirement is met by any lamp that exceeds the limits for Risk Group 1, but that does not pose:		P
	– an actinic ultraviolet hazard (E_S) within 1000 s exposure, nor		P
	– a near ultraviolet hazard (E_{UVA}) within 100 s, nor		P
	– a retinal blue-light hazard (L_B) within 0,25 s (aversion response), nor		P
	– a retinal thermal hazard (L_R) within 0,25 s (aversion response), nor		P
	– an infrared radiation hazard for the eye (E_{IR}) within 10 s		P
	Lamps that emit infrared radiation without a strong visual stimulus and do not pose a near-infrared retinal hazard (L_{IR}), within 10 s are in Risk Group 2.		P
6.1.4	Risk Group 3 (High-Risk)		N/A
	Lamps which exceed the limits for Risk Group 2 are in Group 3.		N/A
6.2	Pulsed lamps	Continuous Wave lamps.	N/A
	Pulse lamp criteria shall apply to a single pulse and to any group of pulses within 0,25 s.		N/A
	A pulsed lamp shall be evaluated at the highest nominal energy loading as specified by the manufacturer.		N/A
	The risk group determination of the lamp being tested shall be made as follows:		N/A
	– a lamp that exceeds the exposure limit shall be classified as belonging to Risk Group 3 (High-Risk)		N/A

IEC 62471			
Clause	Requirement + Test	Result - Remark	Verdict
	– for single pulsed lamps, a lamp whose weighted radiant exposure or weighted radiance does is below the EL shall be classified as belonging to the Exempt Group		N/A
	– for repetitively pulsed lamps, a lamp whose weighted radiant exposure or weighted radiance dose is below the EL, shall be evaluated using the continuous wave risk criteria discussed in clause 6.1, using time averaged values of the pulsed emission		N/A

IEC 62471			
Clause	Requirement + Test	Result - Remark	Verdict

Table 4.1		Spectral weighting function for assessing ultraviolet hazards for skin and eye		P
Wavelength ¹ λ , nm	UV hazard function $S_{uv}(\lambda)$	Wavelength λ , nm	UV hazard function $S_{uv}(\lambda)$	
200	0.030	313*	0.006	
205	0.051	315	0.003	
210	0.075	316	0.0024	
215	0.095	317	0.0020	
220	0.120	318	0.0016	
225	0.150	319	0.0012	
230	0.190	320	0.0010	
235	0.240	322	0.00067	
240	0.300	323	0.00054	
245	0.360	325	0.00050	
250	0.430	328	0.00044	
254*	0.500	330	0.00041	
255	0.520	333*	0.00037	
260	0.650	335	0.00034	
265	0.810	340	0.00028	
270	1.000	345	0.00024	
275	0.960	350	0.00020	
280*	0.880	355	0.00016	
285	0.770	360	0.00013	
290	0.640	365*	0.00011	
295	0.540	370	0.000093	
297*	0.460	375	0.000077	
300	0.300	380	0.000064	
303*	0.120	385	0.000053	
305	0.060	390	0.000044	
308	0.026	395	0.000036	
310	0.015	400	0.000030	

¹ Wavelengths chosen are representative: other values should be obtained by logarithmic interpolation at intermediate wavelengths.
* Emission lines of a mercury discharge spectrum.

IEC 62471			
Clause	Requirement + Test	Result - Remark	Verdict

Table 4.2	Spectral weighting functions for assessing retinal hazards from broadband optical sources	P
Wavelength nm	Blue-light hazard function B (λ)	Burn hazard function R (λ)
300	0.01	
305	0.01	
310	0.01	
315	0.01	
320	0.01	
325	0.01	
330	0.01	
335	0.01	
340	0.01	
345	0.01	
350	0.01	
355	0.01	
360	0.01	
365	0.01	
370	0.01	
375	0.01	
380	0.01	0.1
385	0.013	0.13
390	0.025	0.25
395	0.05	0.5
400	0.10	1.0
405	0.20	2.0
410	0.40	4.0
415	0.80	8.0
420	0.90	9.0
425	0.95	9.5
430	0.98	9.8
435	1.00	10.0
440	1.00	10.0
445	0.97	9.7
450	0.94	9.4
455	0.90	9.0

IEC 62471			
Clause	Requirement + Test	Result - Remark	Verdict

Table 4.2	Spectral weighting functions for assessing retinal hazards from broadband optical sources	P
Wavelength nm	Blue-light hazard function B (λ)	Burn hazard function R (λ)
460	0.80	8.0
465	0.70	7.0
470	0.62	6.2
475	0.55	5.5
480	0.45	4.5
485	0.40	4.0
490	0.22	2.2
495	0.16	1.6
500-600	$10^{[(450-\lambda)/50]}$	1.0
600-700	0.001	1.0
700-1050		$10^{[(700-\lambda)/500]}$
1050-1150		0,2
1150-1200		$0.2 \cdot 10^{0,02(1150-\lambda)}$
1200-1400		0.02

IEC 62471			
Clause	Requirement + Test	Result - Remark	Verdict

Table 5.4 Summary of the ELs for the surface of the skin or cornea (irradiance based values)						P
Hazard Name	Relevant equation	Wavelength range nm	Exposure duration sec	Limiting aperture rad (deg)	EL in terms of constant irradiance $W \cdot m^{-2}$	
Actinic UV skin & eye	$E_S = \sum E_\lambda \cdot S(\lambda) \cdot \Delta\lambda$	200 – 400	< 30000	1.4 (80)	30/t	
Eye UV-A	$E_{UVA} = \sum E_\lambda \cdot \Delta\lambda$	315 – 400	≤ 1000 >1000	1.4 (80)	10000/t 10	
Blue-light small source	$E_B = \sum E_\lambda \cdot B(\lambda) \cdot \Delta\lambda$	300 – 700	≤ 100 >100	< 0.011	100/t 1.0	
Eye IR	$E_{IR} = \sum E_\lambda \cdot \Delta\lambda$	780 – 3000	≤ 1000 >1000	1.4 (80)	$18000/t^{0.75}$ 100	
Skin thermal	$E_H = \sum E_\lambda \cdot \Delta\lambda$	380 – 3000	< 10	2π sr	$20000/t^{0.75}$	

Table 5.5 Summary of the ELs for the retina (radiance based values)						P
Hazard Name	Relevant equation	Wavelength range nm	Exposure duration sec	Field of view radians	EL in terms of constant radiance $W \cdot m^{-2} \cdot sr^{-1}$	
Blue light	$L_B = \sum L_\lambda \cdot B(\lambda) \cdot \Delta\lambda$	300 – 700	0.25 – 10	$0.011 \cdot \sqrt{(t/10)}$	$10^6/t$	
			10-100	0.011	$10^6/t$	
			100-10000	$0.0011 \cdot \sqrt{t}$	$10^6/t$	
			≥ 10000	0.1	100	
Retinal thermal	$L_R = \sum L_\lambda \cdot R(\lambda) \cdot \Delta\lambda$	380 – 1400	< 0.25	0.0017	$50000/(\alpha \cdot t^{0.25})$	
			0.25 – 10	$0.011 \cdot \sqrt{(t/10)}$	$50000/(\alpha \cdot t^{0.25})$	
Retinal thermal (weak visual stimulus)	$L_{IR} = \sum L_\lambda \cdot R(\lambda) \cdot \Delta\lambda$	780 – 1400	> 10	0.011	6000/ α	

IEC 62471			
Clause	Requirement + Test	Result – Remark	Verdict

Table 6.1 Emission limits for risk groups of continuous wave lamps			P						
CLU048-1818C4-203M2K1									
Risk	Action spectrum	Symbol	Units	Emission Measurement					
				Exempt		Low risk		Mod risk	
				Limit	Result	Limit	Result	Limit	Result
Actinic UV	$S_{UV}(\lambda)$	E_s	$W \cdot m^{-2}$	0.001	0.00013	0.003	N/A	0.03	N/A
Near UV		E_{UVA}	$W \cdot m^{-2}$	10	0.011	33	N/A	100	N/A
Blue light	$B(\lambda)$	L_B	$W \cdot m^{-2} \cdot sr^{-1}$	100	3920	10000	3290	4000000	N/A
Blue light, small source	$B(\lambda)$	E_B	$W \cdot m^{-2}$	1.0*	N/A	1.0	N/A	400	N/A
Retinal thermal	$R(\lambda)$	L_R	$W \cdot m^{-2} \cdot sr^{-1}$	$28000/\alpha = 280000$	88800	$28000/\alpha$	N/A	$71000/\alpha$	N/A
Retinal thermal, weak visual stimulus**	$R(\lambda)$	L_{IR}	$W \cdot m^{-2} \cdot sr^{-1}$	$6000/\alpha$	N/A	$6000/\alpha$	N/A	$6000/\alpha$	N/A
IR radiation, eye		E_{IR}	$W \cdot m^{-2}$	100	7.0	570	N/A	3200	N/A
* Small source defined as one with $\alpha < 0,011$ radian. Averaging field of view at 10000 s is 0,1 radian.									
** Involves evaluation of non-GLS source									

IEC 62471			
Clause	Requirement + Test	Result – Remark	Verdict

Table 6.1 Emission limits for risk groups of continuous wave lamps									P
CLU046-1818C1-653Mzab									
Risk	Action spectrum	Symbol	Units	Emission Measurement					
				Exempt		Low risk		Mod risk	
				Limit	Result	Limit	Result	Limit	Result
Actinic UV	$S_{UV}(\lambda)$	E_s	$W \cdot m^{-2}$	0.001	0.0005	0.003	N/A	0.03	N/A
Near UV		E_{UVA}	$W \cdot m^{-2}$	10	0.044	33	N/A	100	N/A
Blue light	$B(\lambda)$	L_B	$W \cdot m^{-2} \cdot sr^{-1}$	100	28400	10000	307000	4000000	29900
Blue light, small source	$B(\lambda)$	E_B	$W \cdot m^{-2}$	1.0*	N/A	1.0	N/A	400	N/A
Retinal thermal	$R(\lambda)$	L_R	$W \cdot m^{-2} \cdot sr^{-1}$	$28000/\alpha = 297872$	3610000	$28000/\alpha = 297872$	3610000	$71000/\alpha = 755319$	348000
Retinal thermal, weak visual stimulus**	$R(\lambda)$	L_{IR}	$W \cdot m^{-2} \cdot sr^{-1}$	$6000/\alpha$	N/A	$6000/\alpha$	N/A	$6000/\alpha$	N/A
IR radiation, eye		E_{IR}	$W \cdot m^{-2}$	100	2.1	570	N/A	3200	N/A
* Small source defined as one with $\alpha < 0,011$ radian. Averaging field of view at 10000 s is 0,1 radian.									
** Involves evaluation of non-GLS source									

IEC 62471			
Clause	Requirement + Test	Result – Remark	Verdict

Table 6.1 Emission limits for risk groups of continuous wave lamps									P
CLU056-3618C1-653Mzab									
Risk	Action spectrum	Symbol	Units	Emission Measurement					
				Exempt		Low risk		Mod risk	
				Limit	Result	Limit	Result	Limit	Result
Actinic UV	$S_{UV}(\lambda)$	E_s	$W \cdot m^{-2}$	0.001	0.00032	0.003	N/A	0.03	N/A
Near UV		E_{UVA}	$W \cdot m^{-2}$	10	0.13	33	N/A	100	N/A
Blue light	$B(\lambda)$	L_B	$W \cdot m^{-2} \cdot sr^{-1}$	100	22800	10000	30900	4000000	26600
Blue light, small source	$B(\lambda)$	E_B	$W \cdot m^{-2}$	1.0*	N/A	1.0	N/A	400	N/A
Retinal thermal	$R(\lambda)$	L_R	$W \cdot m^{-2} \cdot sr^{-1}$	$28000/\alpha = 280000$	358000	$28000/\alpha = 280000$	358000	$71000/\alpha = 710000$	307000
Retinal thermal, weak visual stimulus**	$R(\lambda)$	L_{IR}	$W \cdot m^{-2} \cdot sr^{-1}$	$6000/\alpha$	N/A	$6000/\alpha$	N/A	$6000/\alpha$	N/A
IR radiation, eye		E_{IR}	$W \cdot m^{-2}$	100	10.1	570	N/A	3200	N/A
* Small source defined as one with $\alpha < 0,011$ radian. Averaging field of view at 10000 s is 0,1 radian.									
** Involves evaluation of non-GLS source									

IEC62471A – ATTACHMENT 1			
Clause	Requirement + Test	Result - Remark	Verdict

ATTACHMENT TO TEST REPORT IEC 62471 EUROPEAN GROUP DIFFERENCES AND NATIONAL DIFFERENCES Photobiological safety of lamps and lamps systems			
Differences according to: EN 62471:2008			
Attachment Form No.: EU_GD_IEC62471A			
Attachment Originator: IMQ S.p.A.			
Master Attachment: 2009-07			
Copyright © 2009 IEC System for Conformity Testing and Certification of Electrical Equipment (IECEE), Geneva, Switzerland. All rights reserved.			

	CENELEC COMMON MODIFICATIONS (EN)		P
4	EXPOSURE LIMITS		P
	Contents of the whole Clause 4 of IEC 62471:2006 moved into a new informative Annex ZB		—
	Clause 4 replaced by the following:		P
	Limits of the Artificial Optical Radiation Directive (2006/25/EC) have been applied instead of those fixed in IEC 62471:2006	See appended Table 6.1	P
4.1	General		P
	First paragraph deleted		—

IEC62471A – ATTACHMENT 1			
Clause	Requirement + Test	Result – Remark	Verdict

Table 6.1	Emission limits for risk groups of continuous wave lamps (based on EU Directive 2006/25/EC)								P
CLU048-1818C4-203M2K1									
Risk	Action spectrum	Symbol	Units	Emission Measurement					
				Exempt		Low risk		Mod risk	
				Limit	Result	Limit	Result	Limit	Result
Actinic UV	$S_{UV}(\lambda)$	E_s	$W \cdot m^{-2}$	0.001	0.00013	-	-	-	-
Near UV		E_{UVA}	$W \cdot m^{-2}$	0.33	0.011	-	-	-	-
Blue light	$B(\lambda)$	L_B	$W \cdot m^{-2} \cdot sr^{-1}$	100	3920	10000	3290	4000000	N/A
Blue light, small source	$B(\lambda)$	E_B	$W \cdot m^{-2}$	0.01*	N/A	1.0	N/A	400	N/A
Retinal thermal	$R(\lambda)$	L_R	$W \cdot m^{-2} \cdot sr^{-1}$	$\frac{28000}{\alpha} = 280000$	88800	$\frac{28000}{\alpha}$	N/A	$\frac{71000}{\alpha}$	N/A
Retinal thermal, weak visual stimulus**	$R(\lambda)$	L_{IR}	$W \cdot m^{-2} \cdot sr^{-1}$	$\frac{545000}{0.0017 \leq \alpha \leq 0.011}$	N/A				
				$\frac{6000}{\alpha}$ $0.011 \leq \alpha \leq 0.1$	N/A				
IR radiation, eye		E_{IR}	$W \cdot m^{-2}$	100	7.0	570	N/A	3200	N/A
<p>* Small source defined as one with $\alpha < 0,011$ radian. Averaging field of view at 10000 s is 0,1 radian.</p> <p>** Involves evaluation of non-GLS source</p> <p>NOTE The action functions: see Table 4.1 and Table 4.2 The applicable aperture diameters: see 4.2.1 The limitations for the angular subtenses: see 4.2.2 The related measurement condition 5.2.3 and the range of acceptance angles: see Table 5.5.</p>									

IEC62471A – ATTACHMENT 1			
Clause	Requirement + Test	Result – Remark	Verdict

Table 6.1	Emission limits for risk groups of continuous wave lamps (based on EU Directive 2006/25/EC)								P
CLU046-1818C1-653Mzab									
Risk	Action spectrum	Symbol	Units	Emission Measurement					
				Exempt		Low risk		Mod risk	
				Limit	Result	Limit	Result	Limit	Result
Actinic UV	$S_{UV}(\lambda)$	E_s	$W \cdot m^{-2}$	0.001	0.0005	-	-	-	-
Near UV		E_{UVA}	$W \cdot m^{-2}$	0.33	0.044	-	-	-	-
Blue light	$B(\lambda)$	L_B	$W \cdot m^{-2} \cdot sr^{-1}$	100	28400	10000	307000	4000000	29900
Blue light, small source	$B(\lambda)$	E_B	$W \cdot m^{-2}$	0.01*	N/A	1.0	N/A	400	N/A
Retinal thermal	$R(\lambda)$	L_R	$W \cdot m^{-2} \cdot sr^{-1}$	$28000/\alpha = 297872$	3610000	$28000/\alpha = 297872$	3610000	$71000/\alpha = 755319$	348000
Retinal thermal, weak visual stimulus**	$R(\lambda)$	L_{IR}	$W \cdot m^{-2} \cdot sr^{-1}$	545000	N/A				
				$0.0017 \leq \alpha \leq 0.011$	N/A				
				$6000/\alpha$	N/A				
				$0.011 \leq \alpha \leq 0.1$	N/A				
IR radiation, eye		E_{IR}	$W \cdot m^{-2}$	100	2.1	570	N/A	3200	N/A
* Small source defined as one with $\alpha < 0,011$ radian. Averaging field of view at 10000 s is 0,1 radian.									
** Involves evaluation of non-GLS source									
NOTE The action functions: see Table 4.1 and Table 4.2									
The applicable aperture diameters: see 4.2.1									
The limitations for the angular subtenses: see 4.2.2									
The related measurement condition 5.2.3 and the range of acceptance angles: see Table 5.5.									

IEC62471A – ATTACHMENT 1			
Clause	Requirement + Test	Result – Remark	Verdict

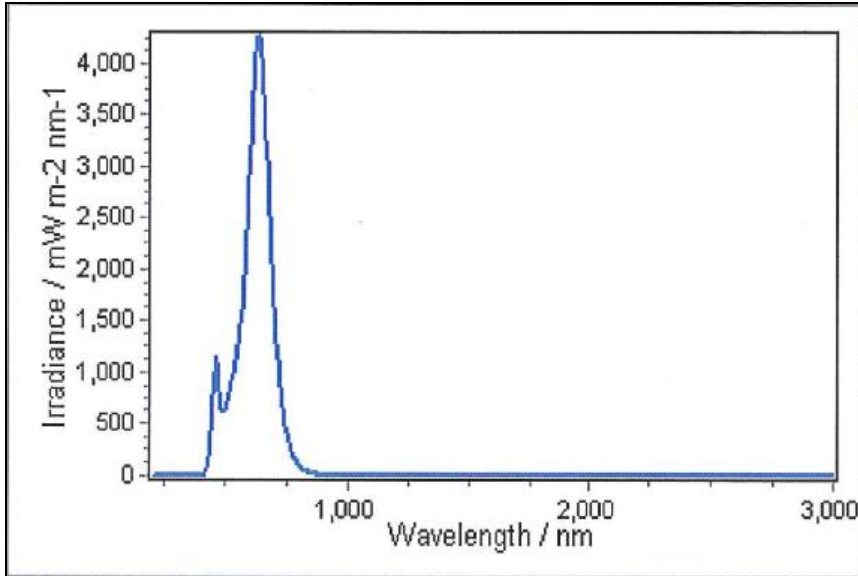
Table 6.1 Emission limits for risk groups of continuous wave lamps (based on EU Directive 2006/25/EC)			P						
CLU056-3618C1-653Mzab									
Risk	Action spectrum	Symbol	Units	Emission Measurement					
				Exempt		Low risk		Mod risk	
				Limit	Result	Limit	Result	Limit	Result
Actinic UV	$S_{UV}(\lambda)$	E_s	$W \cdot m^{-2}$	0.001	0.00032	-	-	-	-
Near UV		E_{UVA}	$W \cdot m^{-2}$	0.33	0.13	-	-	-	-
Blue light	$B(\lambda)$	L_B	$W \cdot m^{-2} \cdot sr^{-1}$	100	22800	10000	30900	4000000	26600
Blue light, small source	$B(\lambda)$	E_B	$W \cdot m^{-2}$	0.01*	N/A	1.0	N/A	400	N/A
Retinal thermal	$R(\lambda)$	L_R	$W \cdot m^{-2} \cdot sr^{-1}$	$28000/\alpha = 280000$	358000	$28000/\alpha = 280000$	358000	$71000/\alpha = 710000$	307000
Retinal thermal, weak visual stimulus**	$R(\lambda)$	L_{IR}	$W \cdot m^{-2} \cdot sr^{-1}$	545000	N/A				
				$0.0017 \leq \alpha \leq 0.011$	N/A				
IR radiation, eye		E_{IR}	$W \cdot m^{-2}$	$6000/\alpha$	N/A				
				$0.011 \leq \alpha \leq 0.1$	N/A				
				100	10.1	570	N/A	3200	N/A
* Small source defined as one with $\alpha < 0,011$ radian. Averaging field of view at 10000 s is 0,1 radian.									
** Involves evaluation of non-GLS source									
NOTE The action functions: see Table 4.1 and Table 4.2									
The applicable aperture diameters: see 4.2.1									
The limitations for the angular subtenses: see 4.2.2									
The related measurement condition 5.2.3 and the range of acceptance angles: see Table 5.5.									

IEC62471A – ATTACHMENT 2			
Clause	Requirement + Test	Result - Remark	Verdict

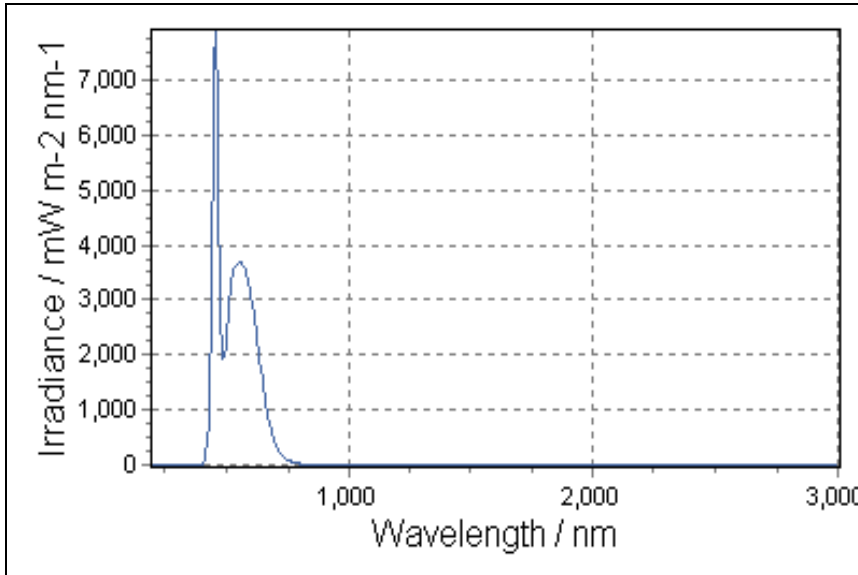
Furthermore remarks:

1. Spectra

Irradiance measurement:
 - CLU048-1818C4-203M2K1

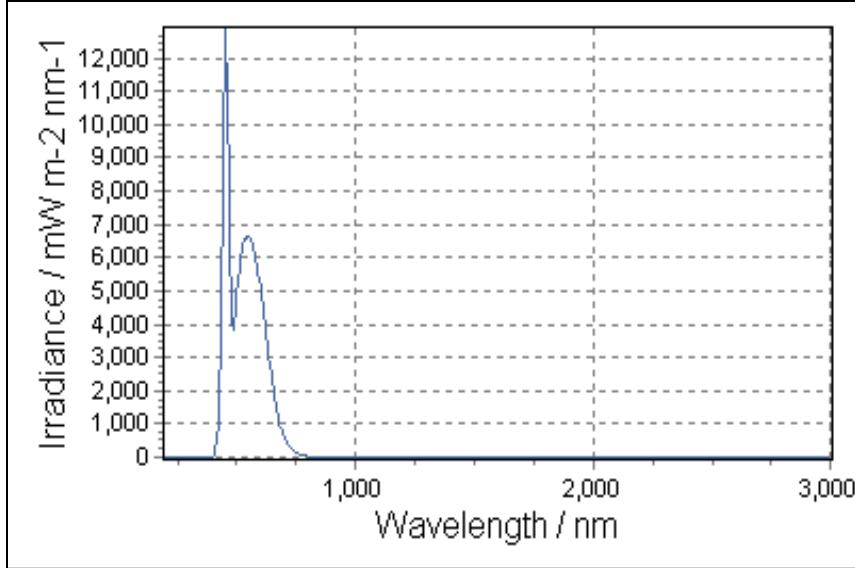


- CLU046-1818C1-653Mzab



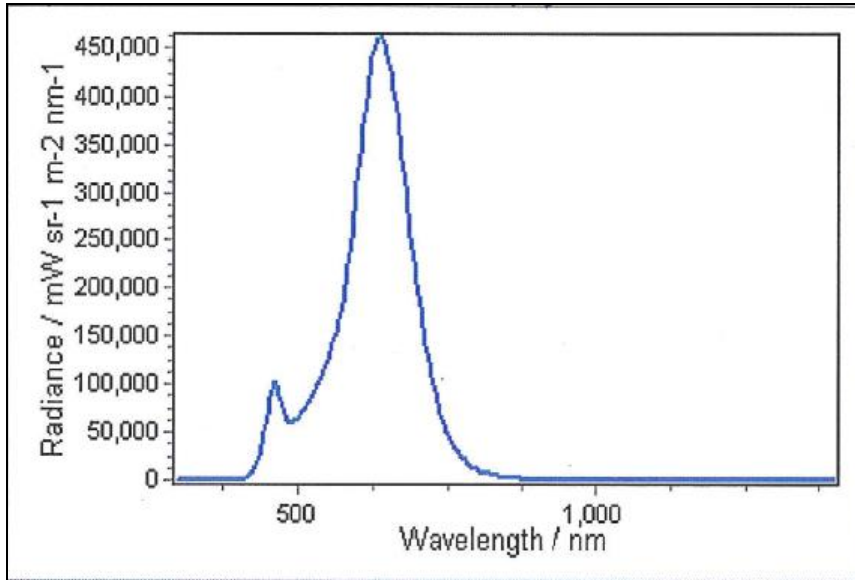
IEC62471A – ATTACHMENT 2			
Clause	Requirement + Test	Result - Remark	Verdict

- CLU056-3618C1-653Mzab



Radiance measurement:

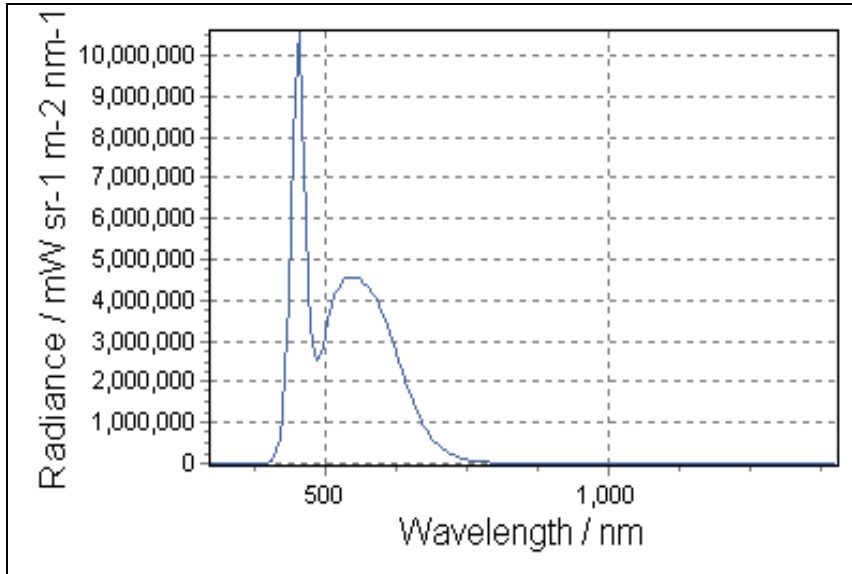
- CLU048-1818C4-203M2K1



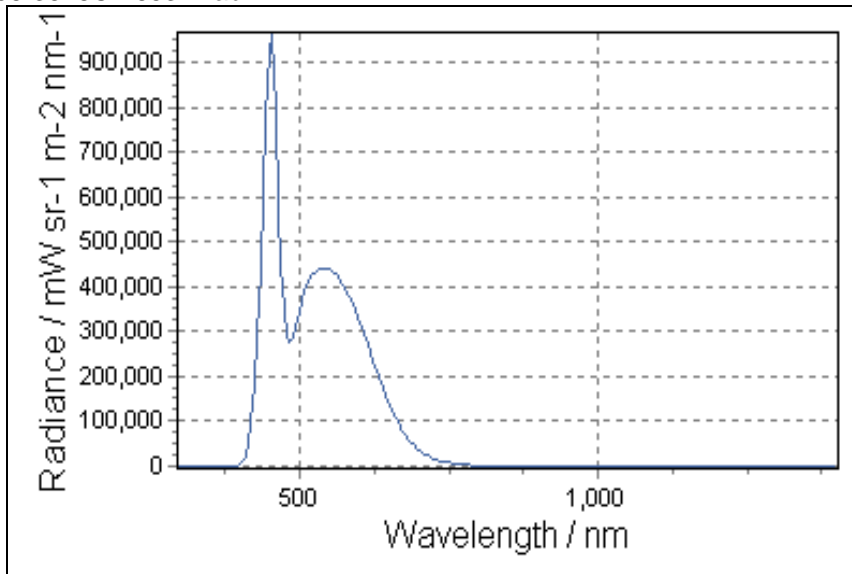
IEC62471A – ATTACHMENT 2

Clause	Requirement + Test	Result - Remark	Verdict
--------	--------------------	-----------------	---------

- CLU046-1818C1-653Mzab



- CLU056-3618C1-653Mzab





Test Report issued under the responsibility of:



TEST REPORT IEC TR 62778 Application of IEC 62471 for the assessment of blue light hazard to light sources and luminaires	
Report Number	50039435 002
Date of issue	(see IEC 62471 report)
Total number of pages	(see IEC 62471 report)
Name of Testing Laboratory preparing the Report	(see IEC 62471 report)
Applicant's name	(see IEC 62471 report)
Address	(see IEC 62471 report)
Test specification:	
Standard	IEC TR 62778:2014 (Second Edition)
Test procedure	CB scheme
Non-standard test method	N/A
Test Report Form No.	IEC62778A
Test Report Form(s) Originator	TÜV SÜD Product Service GmbH
Master TRF	Dated 2016-02
Copyright © 2016 IEC System of Conformity Assessment Schemes for Electrotechnical Equipment and Components (IECEE System). All rights reserved.	
This publication may be reproduced in whole or in part for non-commercial purposes as long as the IECEE is acknowledged as copyright owner and source of the material. IECEE takes no responsibility for and will not assume liability for damages resulting from the reader's interpretation of the reproduced material due to its placement and context.	
If this Test Report Form is used by non-IECEE members, the IECEE/IEC logo and the reference to the CB Scheme procedure shall be removed.	
This report is not valid as a CB Test Report unless signed by an approved CB Testing Laboratory and appended to a CB Test Certificate issued by an NCB in accordance with IECEE 02.	
General disclaimer:	
The test results presented in this report relate only to the object tested. This report shall not be reproduced, except in full, without the written approval of the Issuing CB Testing Laboratory. The authenticity of this Test Report and its contents can be verified by contacting the NCB, responsible for this Test Report.	

Test item description	(see IEC 62471 report)	
Trade Mark	(see IEC 62471 report)	
Manufacturer.....	(see IEC 62471 report)	
Model/Type reference.....	(see IEC 62471 report)	
Ratings	(see IEC 62471 report)	
Responsible Testing Laboratory (as applicable), testing procedure and testing location(s):		
<input checked="" type="checkbox"/>	CB Testing Laboratory:	TÜV Rheinland Japan Ltd., Yokohama Laboratory
Testing location/ address	Global Technology Assessment Center (GTAC), 4-25-2 Kita-Yamata, Tsuzuki-ku, Yokohama 224-0021, Ja- pan	
<input type="checkbox"/>	Associated CB Testing Laboratory:	
Testing location/ address		
Tested by (name, function, signature)	(see IEC 62471 report)	
Approved by (name, function, signature) ..	(see IEC 62471 report)	
Testing procedure: CTF Stage 1:		
Testing location/ address		
Tested by (name, function, signature)		
Approved by (name, function, signature) ..		
Testing procedure: CTF Stage 2:		
Testing location/ address		
Tested by (name + signature).....		
Witnessed by (name, function, signature) .		
Approved by (name, function, signature) ..		
Testing procedure: CTF Stage 3:		
Testing procedure: CTF Stage 4:		
Testing location/ address		
Tested by (name, function, signature)		
Witnessed by (name, function, signature) .		
Approved by (name, function, signature) ..		
Supervised by (name, function, signature) :		

<p>List of Attachments (including a total number of pages in each attachment): (none)</p>	
<p>Summary of testing:</p>	
<p>Tests performed (name of test and test clause): 7. MEASUREMENT INFORMATION FLOW 8. RISK GROUP CLASSIFICATION Models below were assessed as representing the worst case in terms of LED package illuminance, density and spectrum in regard to the hazards identified in this standard. <Assessed models> CLU048-1818C4-653Mzabcdef, CLU058-3618C4-653Mzabcdef, CLU046-1818C1-653Mzab, CLU056-3618C1-653Mzab (Assessment data from TUV CB test report No. 50031066 001)</p>	<p>Testing location: (see IEC 62471 report)</p>
<p>Summary of compliance with National Differences (List of countries addressed): (none)</p>	
<p>Copy of marking plate: (none)</p>	

Test item particulars :	
Product evaluated	<input checked="" type="checkbox"/> LED package <input type="checkbox"/> LED module <input type="checkbox"/> Lamp <input type="checkbox"/> Luminaire
Rated voltage (V)	: (see page 8-9)
Rated current (mA)	: (see page 8-9)
Rated CCT (K)	: (see page 8-9)
Rated Luminance (Mcd/m²)	: N/A, Luminous flux rated. (see page 8-9)
Component report data used	<input checked="" type="checkbox"/> Not applicable <input type="checkbox"/> LED package <input type="checkbox"/> LED module <input type="checkbox"/> Lamp
Possible test case verdicts:	
- test case does not apply to the test object.....: N/A	
- test object does meet the requirement: P (Pass)	
- test object does not meet the requirement.....: F (Fail)	
Testing	
Date of receipt of test item : (see IEC 62471 report)	
Date (s) of performance of tests : (see IEC 62471 report)	
General remarks:	
"(See Enclosure #)" refers to additional information appended to the report. "(See appended table)" refers to a table appended to the report. Throughout this report a <input type="checkbox"/> comma / <input checked="" type="checkbox"/> point is used as the decimal separator.	
Manufacturer's Declaration per sub-clause 4.2.5 of IEC60060-2:	
The application for obtaining a CB Test Certificate includes more than one factory location and a declaration from the Manufacturer stating that the sample(s) submitted for evaluation is (are) representative of the products from each factory has been provided :	<input checked="" type="checkbox"/> Yes <input type="checkbox"/> Not applicable
When differences exist; they shall be identified in the General product information section.	
Name and address of factory (ies) : (see IEC 62471 report)	
General product information: (see IEC 62471 report)	

IEC TR 62778			
Clause	Requirement + Test	Result - Remark	Verdict

7	MEASUREMENT INFORMATION FLOW		P
7.1	Basic flow		P
	'Law of conservation of luminance' applied		P
	Use of only true luminance/radiance values		P
	In case of luminaire: The light source is operated in the luminaire under similar conditions as when tested as a component		N/A
	In case E_{thr} value for RG2 was established the peak value was derived from angular light distribution		P
7.2	Conditions for the radiance measurement		P
	Standard condition applied (200mm distance, 0,011rad field of view)	Test procedure according to IEC 62471.	P
	Non-standard condition applied		N/A
7.3	Special cases (I): Replacement by a lamp or LED module of another type		N/A
	Light source is a white light source		N/A
	Evaluation done based on highest luminance		N/A
	Evaluation done based on CCT value		N/A
7.4	Special cases (II): Arrays and clusters of primary light sources		N/A
	LED package is evaluated as		N/A
	E_{thr} of LED package applies to array		N/A
8	RISK GROUP CLASSIFICATION		P
	Risk group achieved:		P
	-...Risk Group 0 unlimited		N/A
	-...Risk Group 1 unlimited		N/A

IEC TR 62778			
Clause	Requirement + Test	Result - Remark	Verdict
	- E_{thr} (lx) : Distance to reach RG1 (m) :	1) CLU048-1818C4-653Mzabcdef E_{thr} : 626 lx Distance to reach RG1: 6.74 m 2) CLU058-3618C4-653Mzabcdef E_{thr} : 639 lx Distance to reach RG1: 9.49 m 3) CLU046-1818C1-653Mzab E_{thr} : 956 lx Distance to reach RG1: 5.6 m 4) CLU056-3618C1-653Mzab E_{thr} : 903 lx Distance to reach RG1: 8.2 m	P

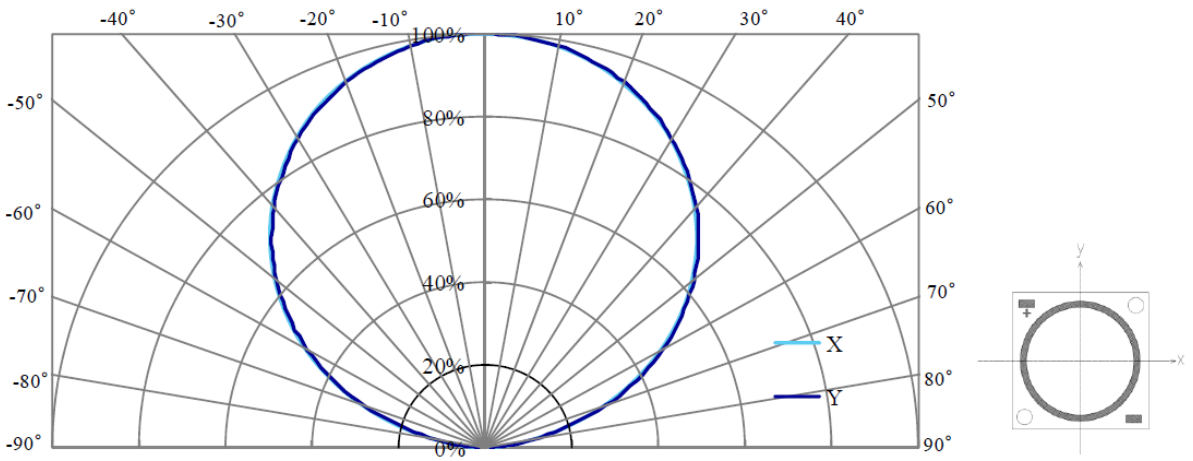
IEC TR 62778			
Clause	Requirement + Test	Result - Remark	Verdict

TABLE: Spectroradiometric measurement			P
Measurement performed on:	<input checked="" type="checkbox"/> LED package <input type="checkbox"/> LED module <input type="checkbox"/> Lamp <input type="checkbox"/> Luminaire		—
Model number	1) CLU048-1818C4-653Mzabcdef 2) CLU058-3618C4-653Mzabcdef 3) CLU046-1818C1-653Mzab 4) CLU056-3618C1-653Mzab		—
Test voltage (V).....	1) DC 59.6 2) DC 115.9 3) DC 63.7 4) DC 127		—
Test current (mA)	4140		—
Test frequency (Hz).....	N/A, DC supply		—
Ambient, t (°C).....	22-24		—
Measurement distance	<input checked="" type="checkbox"/> 20 cm <input type="checkbox"/> ... cm		—
Source size	<input checked="" type="checkbox"/> Non-small 1), 2), 4) $\alpha = 100.0$ mrad 3) $\alpha = 94.0$ mrad <input type="checkbox"/> Small : mm		—
Field of view	<input type="checkbox"/> 100 mrad <input checked="" type="checkbox"/> 11 mrad <input type="checkbox"/> 1,7 mrad (for small sources)		—

Item	Sym- bol	Units	Result	Remark
Correlated colour temperature	CCT	K	6500	From product specification
x/y colour coordinates			N/A	
Blue light hazard radiance	L _B	W/(m ² •sr ¹)	1) 17900 2) 16700 3) 307000 4) 30900	Measured value
Blue light hazard irradiance	E _B	W/m ²	N/A	Non-small source
Luminance	L	cd/m ²	1) 11201663 2) 10664325 3) 293600969 4) 27889196	Measured value
Illuminance	E	lx	N/A	Non-small source

Supplementary information:

IEC TR 62778			
Clause	Requirement + Test	Result - Remark	Verdict

TABLE: Angular light distribution		P
<p>1) CLU048-1818C4-653Mzabcdef, 2) CLU058-3618C4-653Mzabcdef, 3) CLU046-1818C1-653Mzab, 4) CLU056-3618C1-653Mzab:</p> 		
<p>Based on characteristics above, most unfavorable condition of angle α is determined as 0°.</p>		